



MINI NEWS

Message from Angus!

Angus is busy staying at home to protect the NHS and save lives.

1. Angus starts his day by monitoring squirrel activity in the garden



2. He does his daily exercise!



3. Then a shower, of course!



4. Angus joins MS Teams to share his home learning



5. Angus needs a little rest – Pheew!



Message from Emily Mainwaring, Deputy Head



Dear Parents and Carer,

It has been so lovely for the teachers to catch up with your child each morning on Microsoft Teams. It is a great way for them to continue to feel like an important part of our school community and to keep in touch during the sessions with their friends and class teams. Please see below some guidance about how best to use this new technology safely and positively.

PARENT PROTOCOL FOR

Microsoft Teams

HOW TO USE AND KEEP SAFE WHEN USING MICROSOFT TEAMS

Primary Classes

1. Only answer calls from my teacher.



2. Be out of bed and dressed.



3. Be in a room with an adult.



4. Remember that everybody can see and hear what is happening in the background.



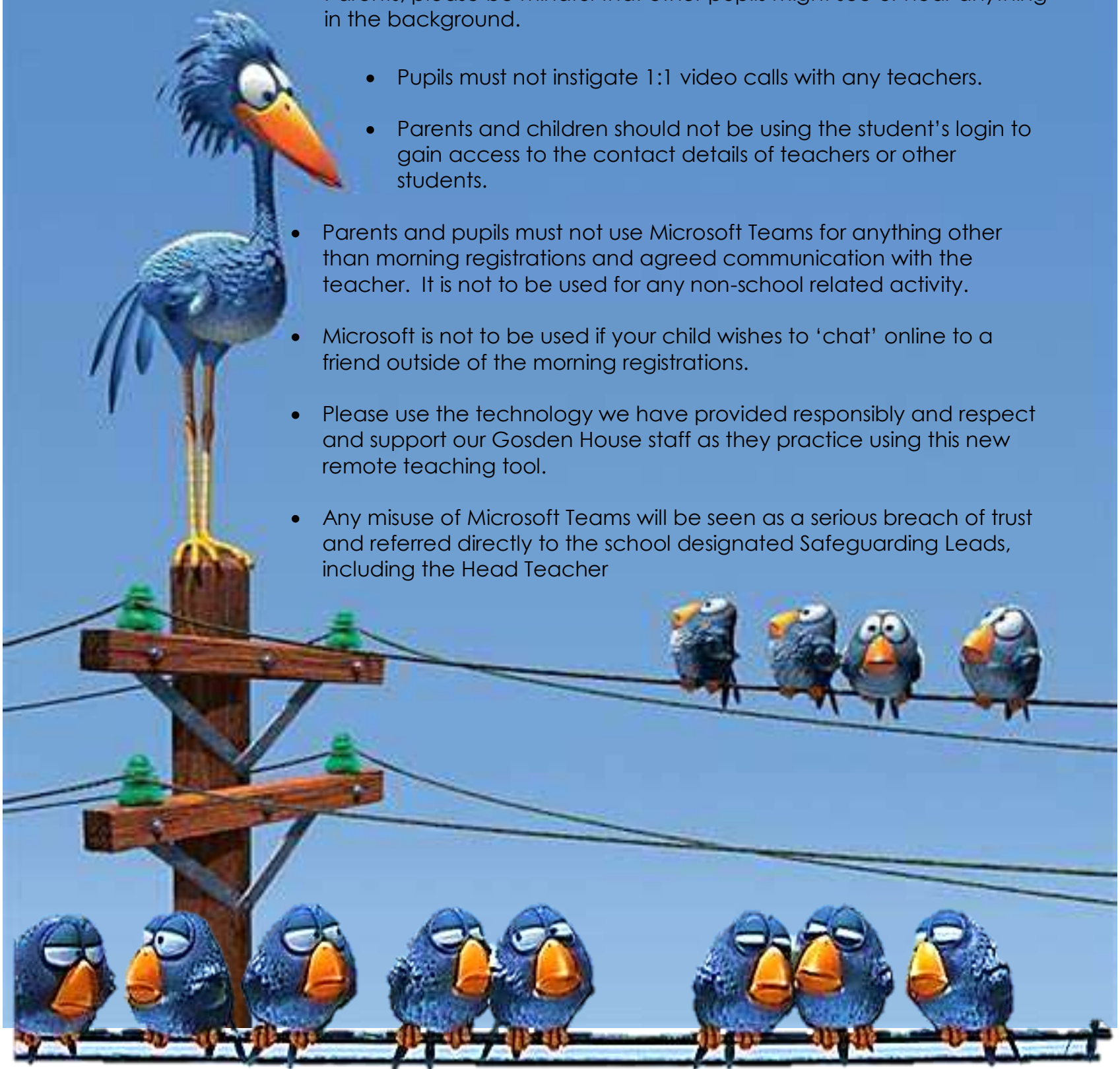
5. Remember Microsoft Teams is a time to talk about what you have been doing and how you have got on with the daily challenge.



PARENT PROTOCOL FOR Microsoft Teams

SECONDARY CLASSES

- Please ensure your child joins their session in a shared space where you can monitor them. Ideally a living or dining room with a blank wall background.
- Your child must not be joining Microsoft Team from their bedroom.
- No pyjamas. Pupils need to be dressed appropriately and ready for the day.
- Encourage your child, if possible, to blur or set their background to an appropriate still picture.
- Parents, please be mindful that other pupils might see or hear anything in the background.
- Pupils must not instigate 1:1 video calls with any teachers.
- Parents and children should not be using the student's login to gain access to the contact details of teachers or other students.
- Parents and pupils must not use Microsoft Teams for anything other than morning registrations and agreed communication with the teacher. It is not to be used for any non-school related activity.
- Microsoft is not to be used if your child wishes to 'chat' online to a friend outside of the morning registrations.
- Please use the technology we have provided responsibly and respect and support our Gosden House staff as they practice using this new remote teaching tool.
- Any misuse of Microsoft Teams will be seen as a serious breach of trust and referred directly to the school designated Safeguarding Leads, including the Head Teacher



Speech and Language Therapy Update

The team have been hard at work planning and organising the best ways we can support the children's speech and language whilst they are at home. Over the next couple of weeks, we will be contacting each of the families on our caseload. This will be a phone call where we can: discuss your child's current needs and progress, talk through anything you are finding challenging, jointly come up with 1-2 targets which you can focus on, provide any additional recommendations/strategies. During this call we will also discuss how we plan to continue to support you and your child at home. The frequency of contact you receive from the team will depend on your child's needs and your home situation, and we will keep your child's teachers updated on any suggestions we make.

If you have any questions in the meantime, please feel free to email us : salt@gosden-house.surrey.sch.uk

We hope everyone is staying safe and well at home,

Sophie, Jasmine and Jacqui
Gosden's Speech and Language Therapy team

PRIMARY MINI NEWS

There will be different classes featuring each week

RABBIT CLASS



It has been so good to see the Rabbits on Microsoft Teams. They have been really busy creating, making, gardening, colouring and keeping in touch with each other. Looking outside the window we can all see the blossom growing on the trees, the plants waking up from their rest and hear the birds singing merrily. With this in mind the Rabbits have a quest to look or go outside and see if they can discover the first signs of Spring. I wonder if they will find everything on their tick sheet?

Rainbows and sea creatures made during School sessions



SQUIRREL CLASS

Squirrel Class have been busy with daily challenges and we have been thrilled with their efforts.



This week's activities have included designing and building models, sharing stories, thinking about measure, a treasure hunt and creating their own monsters! It has been fabulous to see and speak to so many Squirrels on Teams, sharing our experiences and enjoying each other's learning.

Great work team!



SECONDARY NEWS AND GALLERY

SIMMONDS CLASS

One of our daily challenges this week was to write a message or design a picture using natural materials

See below the lovely nature art and messages



SECONDARY GALLERY


JACK's BIG PAINTING CHALLENGE



Home Working



Brooke made a Lego washing machine!



Helping Hands

LEGO FUN

A is for adventure Park Tree House Rescue By Jessica



HARRY's BIG LEGO CHALLENGE

Fastest



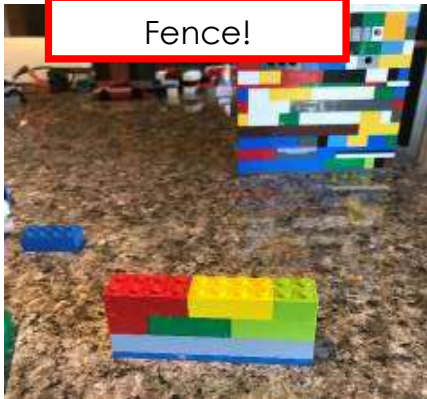
Dream



Jousting Arena!



Fence!



Snow scene!




Pizza!



Bank Safe!



Hospital!



Secondary Challenge

Design of the Day Book Front Cover

YOUR challenge is to design a front cover for next year's day book .

It must:

- Be on an **A5** piece of **plain white** paper. Fold an A4 piece of paper in half and use it in portrait. Leave a **border of about 2.5cm** around all the edges.
- Have '**Gosden House School**', a **space** for the **student's name** and **2020-2021** on it.
- Be **colourful** and clear.
- Any pictures or images should reflect Gosden and our values.
- Drawings should be **hand drawn** and not traced.

Students in each class will judge the top 3 favourite from their class

by Friday 8th May.

Once these have been decided on, can **parents** either **scan or send** them in to school to Mrs Downman

Mrs Downman will collate the top 3 for each class.

Then students can **vote** for their favourite on **Thursday 14th May**.
(Details will follow)

Happy designing!

Mrs Downman