



Outdoor Learning

Autumn 2025

Robins, Owls, and Rabbits had a wonderful time in their woodland sessions. They acted out Goldilocks and the Three Bears, showing great **learning together**. They also got **creative** by making sculpted bears with clay and natural resources.



They also got crafty, making conker caterpillars and conker cars, and enjoyed simply **exploring** the areas of the woods that sparked their interest.



Please send children in with cosy layers, waterproofs, and wellies. Being prepared means they can enjoy the outdoors safely and comfortably whatever the weather!



OUTDOOR LEARNING



Using tools
(palm drill)



Painting



Bug hunting



Cheerio bird feeder



Apple week was full of hands-on activities. The children showed their **creativity** by making apple bird feeders, they enjoyed **exploring** through apple printing and had fun **problem solving** as they pushed apples down different sized gutters.



Rabbits class also made delicious cinnamon apples on the fire showing great listening and strong safety skills.

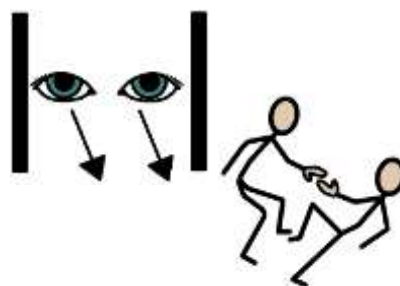


We also **explored** natural art by creating paint using blackberries and another using charcoal and oil, which they then used to paint with.

They engaged in great team-building activities like navigating a blind fold challenge and creating 'Halloween potions.'



The children demonstrated **listening** skills by sitting patiently for a fire safety talk. Afterwards, everyone waited for the water to boil and enjoyed an end of term delicious cup of hot chocolate in the woods. Everyone was thrilled—a true display of '**learning together**'!



The Owls showed fantastic **learning together** during a shape trail in the woods! Despite the rain, they worked hard to collect lots of different shapes.

They used their **noticing** and **problem-solving skills** brilliantly to sort everything correctly into hoops: triangles, squares, circles and rectangles.

The Owls also enjoyed using natural resources to represent numbers. Great **exploring** Owls!




Badgers and Foxes have really brought history to life by learning about the Great Fire of London both inside and outside! They got hands-on by **exploring** how the houses of 1666 were built. They learned about wattle and daub construction, weaving willow and hazel branches through posts and mixing it with mud, clay, sand, and straw. This **challenging** activity encouraged **problem solving** and helped them understand the materials that fuelled the actual fire.

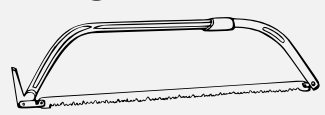


They also made their own miniature wood and straw houses, which we carefully lined up. This showed how the tightly packed buildings in London allowed the fire to jump easily from house to house. Using paint and tissue paper, they recreated the speed and path of the fire, watching as the “flames” quickly spread down the row. They then rushed to grab buckets of water and pretend fire hooks to help “put it out,” giving them a real sense of urgency. A fantastic example of **exploring** and **learning together**. Next week, they'll be focusing on the starting point of the disaster—Pudding Lane! They'll complete the story by making bread on a fire in the woods, reenacting the famous bakery where the Great Fire began.

9W put together a fantastic wish list at the start of the term, with an outdoor cookbook right at the top. I am happy to say we have already made great progress on those recipes! So far, we have cooked popcorn, cheesy nachos, pizza, and marshmallows over the fire - showing **being brave** and **learning together** habits as they tried new skills.



On the practical side, we have begun our dead hedge project, using a bow saw to cut and prepare hazel wood for the fence posts. It is a strong start to a much bigger, long-term build, reflecting the habits of **keep improving** and **getting ready**.



O
U
T
D
O
O
R

L
E
A
R
N
I
N
G

OUTDOOR LEARNING

9H have enjoyed some amazing highlights this term, including cooking popcorn and marshmallows over the fire. They spent time learning about nature, getting creative with natural art, and making an Autumn tree.

9H are also working on a practical project, starting a dead hedge by preparing all the fence posts. To ensure they were super safe around the fire, Firefighter Simon visited to give a helpful talk on fire safety and even let the class try on the fire uniform.



9H also took part in a blindfold challenge that strengthened their

Being brave learning muscle, while their work on the hedge showed **keep improving**. They deepened their connection with nature by naming the woodland trees, sparking imaginative ideas and demonstrating **creativity** and **learning together**.

Mrs Hall

Outdoor Learning Lead